

# Oven Ranges.

Whatever the scale of operation, Blue Seal Evolution Series Oven Ranges have a gas or electric option to suit.

Gas options come equipped with our 28MJ open cooktop burners, while the electric versions offer a choice of heavy-duty 2.4kW radiant elements, or 2kW solid plates.

Within the oven itself, cast iron sole plates ensure even heat distribution. Heavy-duty motors and circulation fans in the convection ovens reduce cooking times and enable food to be cooked at lower temperatures.

## Gas Cooktop Ranges.

### Standard Features.

- Heavy-duty 304 grade stainless steel finish
- 28MJ rated open burners
- 2, 4, 6 or 8 burner cooktop configuration
- Flame failure protection on all burners
- Heavy-duty cast iron burners and vitreous enamel pot stands
- Heavy-duty reinforced control knobs
- Drop down door with welded frame
- Fully welded and vitreous enamelled oven liner
- Cool touch stainless steel door handle
- Adjustable feet at front with rear rollers
- Easy clean, installation and service

### Options.

- Gas and Electric, Static and Convection
- Flame failure with standing pilot
- Choice of Griddle surface – smooth, ribbed or both
- Adjustable feet at rear

### Accessories.

- Solid top simmer plates
- Mobile castor kit
- Joining caps



G504D



Gas Range  
Static Oven 600mm

Blue Seal 4 Burner  
Static Oven variations.

G504D



G504C



G504B



Dimensions:  
W 600mm, D 812mm, H 915mm  
Incl. splashback 1080mm



GE505D



Gas Range  
Static Oven 750mm

Blue Seal 4 Burner  
Static Oven.

G505D



Gas Range  
Convection Oven 750mm

Blue Seal 4 Burner  
Convection Oven.

G54D



Gas Range  
Electric Static Oven 750mm

Blue Seal 4 Burner  
Electric Static Oven.

GE505D



Gas Range  
Electric Convection Oven 750mm

Blue Seal 4 Burner  
Electric Convection Oven.

GE54D

Blue Seal 4 Burner  
Oven Hob variations.

G505D



G54D

GE505D

GE54D

G505C



G54C

GE505C

GE54C

Dimensions:  
W 750mm, D 812mm, H 915mm  
Incl. splashback 1080mm



# Blue Seal Evolution.

# It brings out the best in new.

BLUE SEAL EVOLUTION SERIES®

Ask for a detailed specification sheet on any of the Blue Seal Evolution Series Oven Ranges outlining construction, features and installation information.





G506D



Gas Range  
Static Oven 900mm

Blue Seal 6 Burner  
Static Oven.

G506D



Gas Range  
Convection Oven 900mm

Blue Seal 6 Burner  
Convection Oven.

G56D



Gas Range  
Electric Static Oven 900mm

Blue Seal 6 Burner  
Electric Static Oven.

GE506D




Gas Range  
Electric Convection Oven 900mm

Blue Seal 6 Burner  
Electric Convection Oven.

GE56D

Blue Seal 6 Burner  
Oven Hob variations.



Dimensions:  
W 900mm, D 812mm, H 915mm  
Incl. splashback 1080mm



G508D



Gas Range  
Static Oven 1200mm

Blue Seal 8 Burner  
Static Oven.

G508D



Gas Range  
Convection Oven 1200mm

Blue Seal 8 Burner  
Convection Oven.

G58D



Gas Range  
Electric Static Oven 1200mm

Blue Seal 8 Burner  
Electric Static Oven.

GE508D



Gas Range  
Electric Convection Oven 1200mm

Blue Seal 8 Burner  
Electric Convection Oven.

GE58D

Blue Seal 8 Burner  
Oven Hob variations.



Dimensions:  
W 1200mm, D 812mm, H 915mm  
Incl. splashback 1080mm



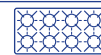
G524D



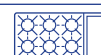
Gas Range  
Double Static Oven 1200mm

Blue Seal 8 Burner  
Double Static Oven variations.

G524D



G524C



G524B



G524A



Dimensions:  
W 1200mm, D 812mm, H 915mm  
Incl. splashback 1080mm

Easy clean, vitreous enamel  
interior offers 2/1 Gastronorm  
capacity and generous crown  
height. Durable cast iron sole  
plates provide excellent heat  
retention and recovery.



## Electric Cooktop Ranges.

### Standard Features.

- Heavy-duty 304 grade stainless steel finish
- Heavy-duty 2.4kW radiant elements
- 4 or 6 element size configuration
- Six temperature settings with simmer setting
- Heavy-duty reinforced control knobs
- 12mm griddle plate
- Drop down door with welded frame
- Fully welded and vitreous enamelled oven liner
- Cool touch stainless steel door handle
- Adjustable feet at front with rear rollers
- Easy clean, installation and service

### Options.

- Choice of Griddle surface – smooth, ribbed or both
- 2kW solid plates
- Electric – static and convection
- Adjustable feet at rear

### Accessories.

- Mobile castor kit
- Joining caps



E56D



Electric Range  
Electric Static Oven 900mm

Blue Seal 6 Element  
Electric Static Oven.

E56D



Electric Range  
Electric Convection Oven 900mm

Blue Seal 6 Element Electric  
Convection Oven.

E56D

Blue Seal 6 Burner  
Oven Hob variations.



Dimensions:  
W 900mm, D 812mm, H 915mm  
Incl. splashback 1080mm

Ask for a detailed specification sheet on any of the  
Blue Seal Evolution Series Oven Ranges outlining  
construction, features and installation information.



PREPARATION OF A ROASTED SADDLE OF  
LAMB WITH MEDJOOOL DATE STUFFING.